

HOME FOR LIFE

CAMPAIGN FOR A PERMANENT HOME FOR LIFEHOUSE

CONSOLIDATED STATEMENT OF ACTIVITIES

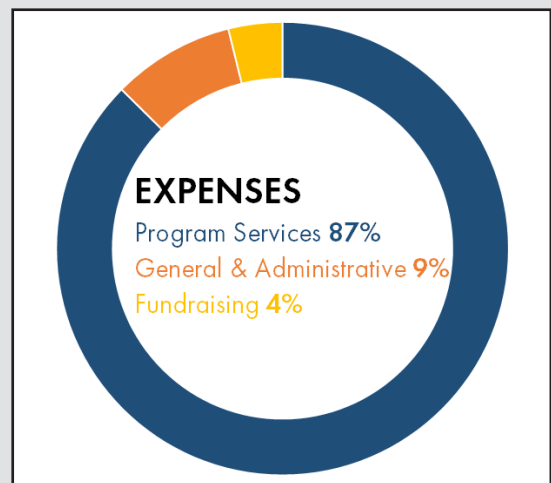
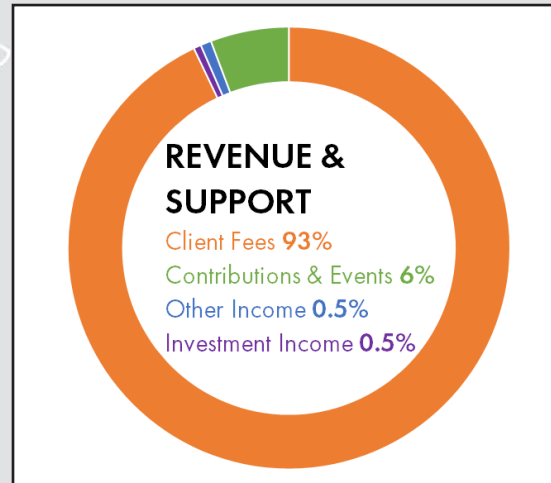
Fiscal Year: July 1, 2017 to June 30, 2018

REVENUE & SUPPORT

Client Fees	14,232,525
Investment & Interest Income, net fees	83,574
Other income	120,446
Contributions & Events, net direct donor benefits	878,617
TOTAL SUPPORT & REVENUE	15,315,162

EXPENSES

Program Services	
Intermediate Care Facilities	1,809,019
Independent Living	601,362
Supported Living	10,544,370
Other Programs	108,655
General & Administrative	1,307,006
Fundraising	576,312
TOTAL EXPENSES	14,946,724



CONSOLIDATED STATEMENT OF FINANCIAL POSITION

As of June 30, 2018

ASSETS

Current	1,918,789
Endowment	220,516
Other Assets	2,897,089
TOTAL ASSETS	5,036,394

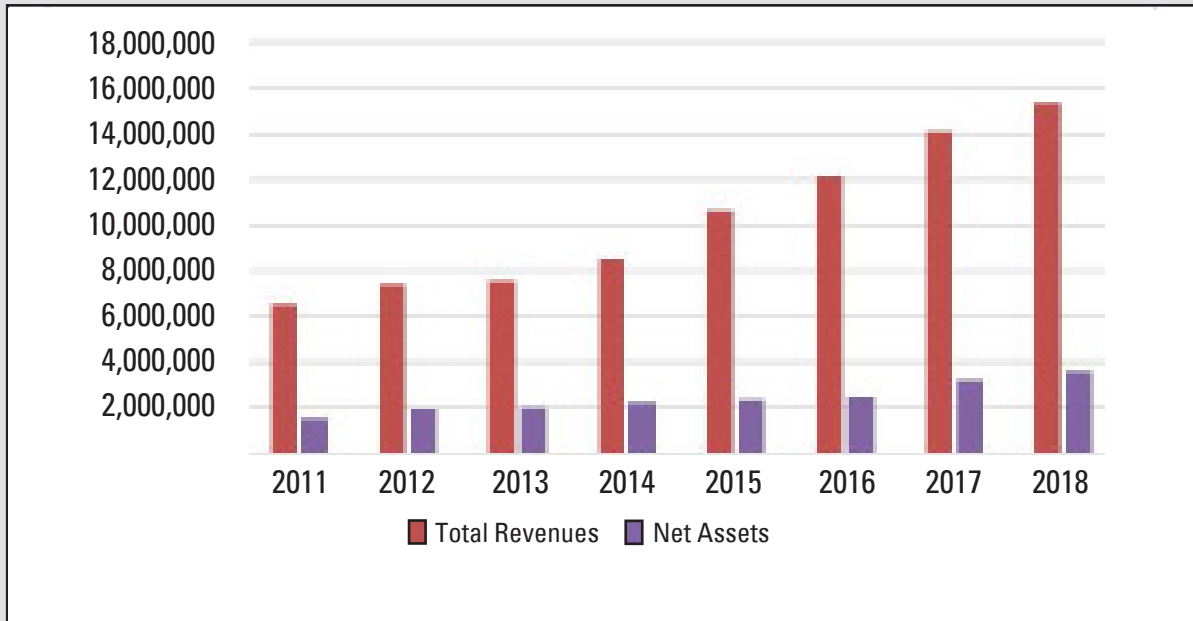
LIABILITIES

1,413,552

NET ASSETS

3,622,842

Financial Growth



Employee Growth

